



Enterprise Software

| Smarter | Quicker | Different |



SOFTWARE TO POWER YOUR BUSINESS

At GO Business we understand that no two organisations are the same. So we designed our software to be flexible, powerful, fast and efficient ... just the way you want it.

- ✓ 5 to 1000's of users
- ✓ Standard or customised
- ✓ One location or many
- ✓ One entity or many
- ✓ One currency or many
- ✓ One language or many
- ✓ Reports: how and when you want them
- ✓ Source code option available
- ✓ Choice of simplified or data rich form views
- ✓ Stand alone or integrate with existing systems

For only **\$4.99** (+gst) per user per day fully optioned
Including all versions, upgrades and future versions

See page 26 & 27 for full pricing details

www.gobusiness.net.au

1800 GOBUSINESS

(1800 462 874)

or +61 8 9328 1008

Copyright © 2013



Contents

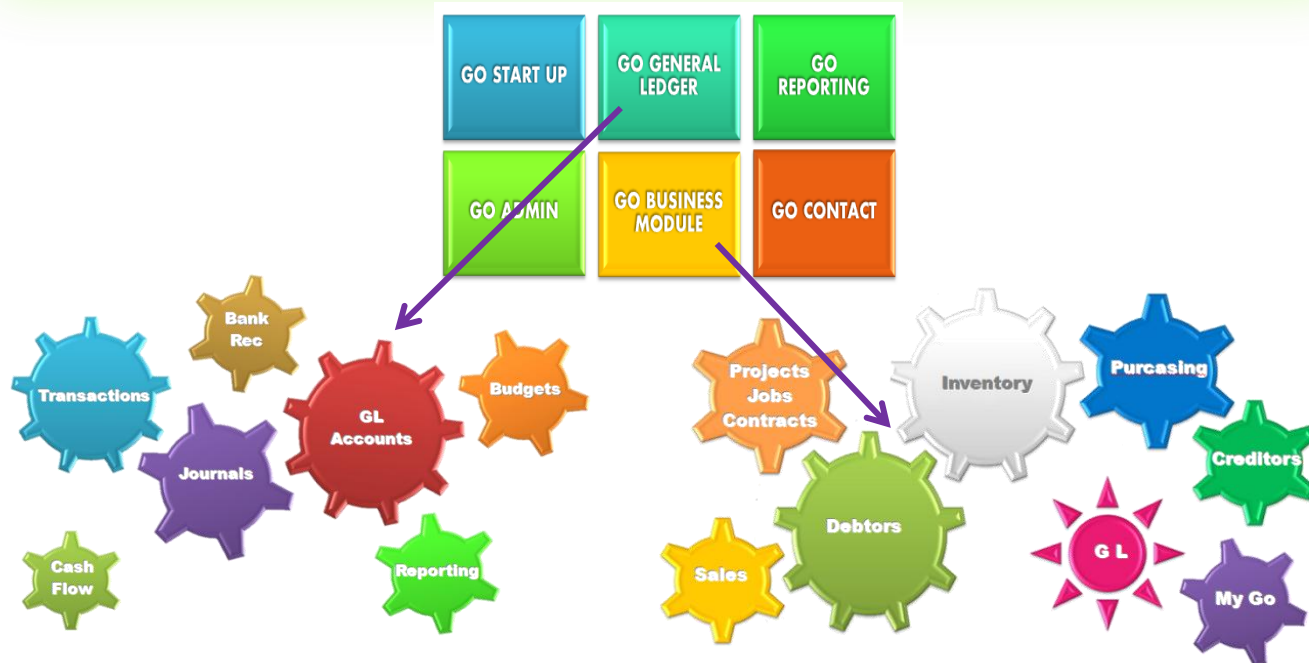
GO Enterprise Software Overview	4
GO Enterprise Software Overview	5
GO Start Up.....	6
GO Administration	7
GO Reporting	8
GO Contact	9
Naming Conventions	10
Quick Forms	11
Customers	12
Sales and Purchasing	13
Procurement Manager	14
Projects and Jobs.....	14
Inventory.....	15
Projects and Jobs.....	16
My GO	17
My GO Expense Account Management.....	18
Financials	19
Budgeting & Forecasting.....	20
Payment Processing	21
Electronic Payments Processing.....	22
Enterprise Reporting	23
Dynamic Activity Tracking	24
Tailored Solutions	25
Source Code Access Option	26
GO Pricing.....	27
On-Cloud	27



GO Enterprise Software Overview

<p>Operational Areas</p> <p>The GO Enterprise Software Suite covers the operational requirements of:</p> <ul style="list-style-type: none"> Financial Management Project Management Manufacturing Service Operations Management Supply Chain Management Management Reporting <p>Fully Integrated Application Modules</p> <ul style="list-style-type: none"> GO Business GO General Ledger GO Reporting GO Contact GO Administration GO Start-Up <p>All application modules are:</p> <ul style="list-style-type: none"> Fully integrated Multi company Multi location Multi user Multi currency Multi lingual Fully virtualised Multi server Cloud based Multi data centre Hardware independent Highly Scalable from 1 to 1000's of users Very secure <p>Administration & Security</p> <ul style="list-style-type: none"> Extensive and flexible security settings Activity tracking for management Activity logging for users Unique user profile & data management User dashboards and alerts Universal help, find, search and drilldown System wide "health check" and status monitoring <p>Reporting</p> <ul style="list-style-type: none"> User defined reports <ul style="list-style-type: none"> WYSIWYG What you see is what you get Drag and drop fields Single click level total definitions Single click column sorting and grouping User defined query builder Report security via user defined passwords Automatic user classification of reports (via tree view structures) 	<p>Customer Account Information</p> <ul style="list-style-type: none"> Account controls Delivery addresses Linking and consolidation of related customer accounts Credit limits and controls User defined fields Transaction search and drilldown Sales analysis and variances Notes and follow up Attachments and documents of all types Integrated email <p>Customer Account – Sales Processing</p> <ul style="list-style-type: none"> Sales quotes Sales orders Projects and jobs Procurement / Tenders Picking dockets / Dispatch notes Invoices/Credits/Receipts/Statements Sales Analysis Integrated documents and email <p>Purchasing</p> <ul style="list-style-type: none"> Materials usage and requirement analysis Min-Max stock re-ordering Direct purchasing for back ordered non-stock sales order items Job requirement purchasing Request for quotation & bid processing Procurement management Purchase requisitions Purchase Orders Shipment tracking & expediting Goods receipt On-cost processing Back order allocation & processing Supplier invoices and credits Remittance and payment generation EFT payment processing Cheque printing Tax (VAT, GST and BAS) reporting Integrated documents and email <p>Supplier and Supplier Contact Information</p> <ul style="list-style-type: none"> Contact information entry and maintenance Supplier types Terms of trade Account notes and follow up Integrated documents and email 	<p>Inventory</p> <ul style="list-style-type: none"> Item master and item location Multiple warehouse locations Multiple bin locations Stock and non-stock items Consignment stock Service items General items RMA processing Sales history NATO compatible cataloguing – groups, classes, attributes and values Stocktake and stock control Stock adjustments Stock transfers Standard, average and last buy price costing Back order processing <p>Job Costing</p> <ul style="list-style-type: none"> Job items with bills of materials Job estimates and quotes User defined quote letter format Actual versus estimate costing Job listings Labour listings External jobs Internal jobs Projects (job grouping and summarisation) Profit reporting and analysis Job types Issues and returns of materials Timesheet hours to jobs Integrated documents and email <p>Accounting</p> <ul style="list-style-type: none"> General ledger chart of accounts Journal entry and posting Standard and recurring journals Standard reports <ul style="list-style-type: none"> Balance sheet Profit & Loss Trial balance User defined reports <ul style="list-style-type: none"> User defined fields User defined column/row formats User defined report layout/structure Cash flow analysis and reporting Bank reconciliation GST and BAS processing <p style="text-align: right;">... plus much more</p>
------------------------------------------------------------------------------------------------------------------------------------------------------------------------------------------------------------------------------------------------------------------------------------------------------------------------------------------------------------------------------------------------------------------------------------------------------------------------------------------------------------------------------------------------------------------------------------------------------------------------------------------------------------------------------------------------------------------------------------------------------------------------------------------------------------------------------------------------------------------------------------------------------------------------------------------------------------------------------------------------------------------------------------------------------------------------------------------------------------------------------------------------------------------------------------------------------------------------------------------------------------------------------------------------------------------------------------------------------------------------------------------------------------------------------------------------------------------------------------------------------------------------------------------------------------------------------------------------------------------------------------------------------------------------------------------------------------------------------------------------------------------------------------------------------------------------------------------------------------------------------------------------------------------------------------------------------	--------------------------------------------------------------------------------------------------------------------------------------------------------------------------------------------------------------------------------------------------------------------------------------------------------------------------------------------------------------------------------------------------------------------------------------------------------------------------------------------------------------------------------------------------------------------------------------------------------------------------------------------------------------------------------------------------------------------------------------------------------------------------------------------------------------------------------------------------------------------------------------------------------------------------------------------------------------------------------------------------------------------------------------------------------------------------------------------------------------------------------------------------------------------------------------------------------------------------------------------------------------------------------------------------------------------------------------------------------------------------------------------------------------------------------------------------------------------------------------------------------------------------------------------------------------------------------------------------------------------------------------------------------------------------------------------------------------------------------------------------------------------------------------------------------------------------------------------------------------------------------------------------------	------------------------------------------------------------------------------------------------------------------------------------------------------------------------------------------------------------------------------------------------------------------------------------------------------------------------------------------------------------------------------------------------------------------------------------------------------------------------------------------------------------------------------------------------------------------------------------------------------------------------------------------------------------------------------------------------------------------------------------------------------------------------------------------------------------------------------------------------------------------------------------------------------------------------------------------------------------------------------------------------------------------------------------------------------------------------------------------------------------------------------------------------------------------------------------------------------------------------------------------------------------------------------------------------------------------------------------------------------------------------------------------------------------------------------------------------------------------------------------------------------------------------------------------------------------------------------------------------------------------------------------------------------------------------------------------------------------------------------------------------------------------------------------------------------------------------------------------------------------------------

GO Enterprise Software Overview



- ✓ The GO Enterprise Software Suite can satisfy the most demanding, complex and varied requirements of any organisation.
- ✓ Powerful and flexible, GO allows you to start small and grow into it, or start big and grow even bigger!
- ✓ The GO Enterprise Suite comes complete with 6 fully optioned, fully integrated modules and includes many extra functions and features that make GO Business smarter, quicker and different.

Simple to use and quick to learn

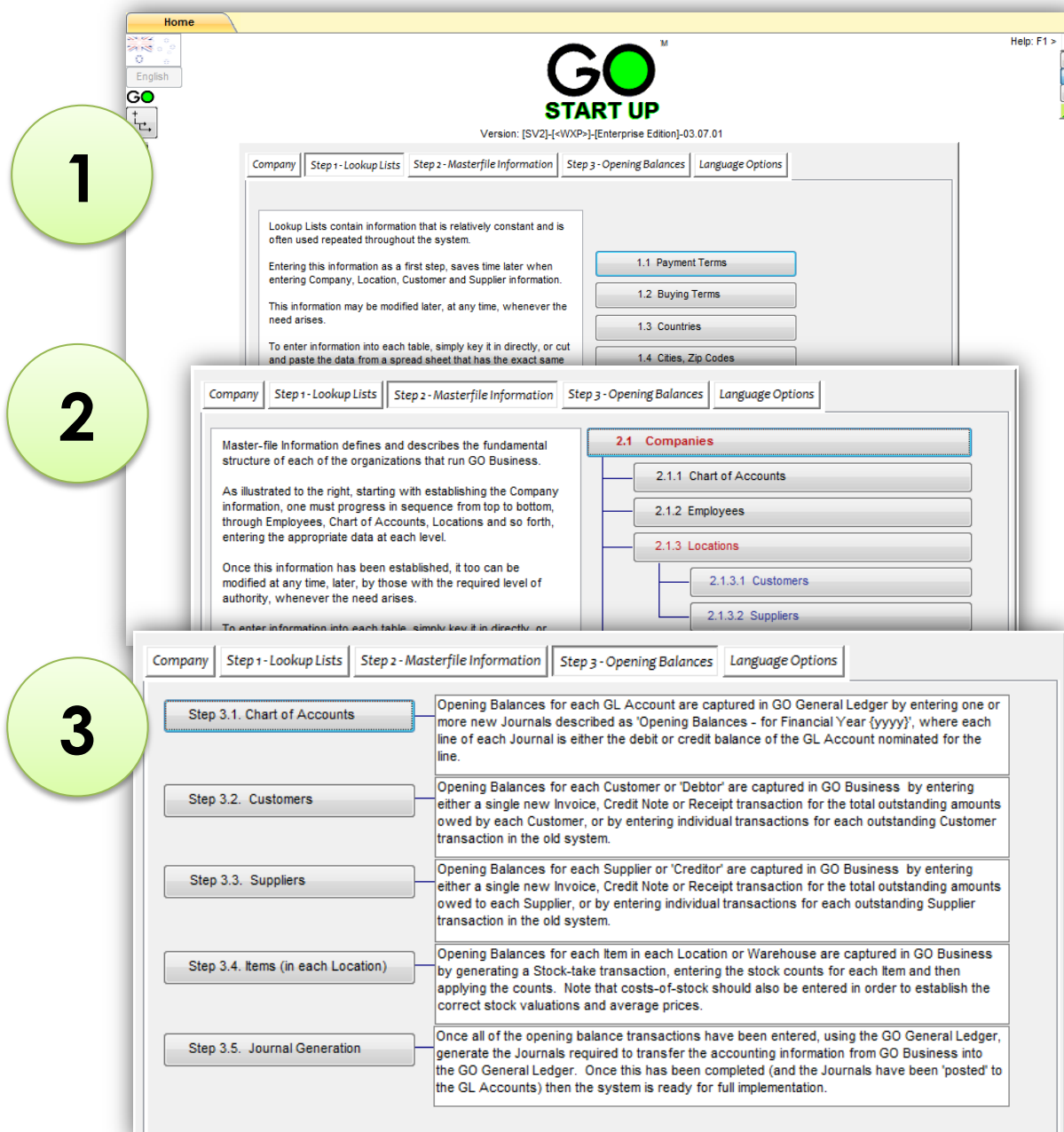
The following product preview snapshots showcase just some of the many powerful features and functions in the GO Enterprise Suite all included in the one low price of \$4.99 (+gst) per user per day....

GO Start Up

GO Start Up is an easy to use facility to get your existing business data into GO.

Enter data directly or copy from Excel spreadsheets

- ✓ Get Up and Running Quickly
- ✓ Copy and Paste Your Existing Data
- ✓ 3 Step Start Up
- ✓ Data Integrity Checking



The screenshot displays the GO Start Up software interface, which is divided into three main steps: Step 1 - Lookup Lists, Step 2 - Masterfile Information, and Step 3 - Opening Balances. The interface is titled 'GO START UP' and includes a version number 'Version: [SV2]-[<WXP>]-[Enterprise Edition]-03.07.01'. The 'Home' tab is selected, and the 'English' language is set. The 'Step 1 - Lookup Lists' section contains instructions on how to enter information and a list of options: 1.1 Payment Terms, 1.2 Buying Terms, 1.3 Countries, and 1.4 Cities, Zip Codes. The 'Step 2 - Masterfile Information' section contains instructions on how to enter information and a list of options: 2.1 Companies, 2.1.1 Chart of Accounts, 2.1.2 Employees, 2.1.3 Locations, 2.1.3.1 Customers, and 2.1.3.2 Suppliers. The 'Step 3 - Opening Balances' section contains instructions on how to enter information and a list of options: Step 3.1. Chart of Accounts, Step 3.2. Customers, Step 3.3. Suppliers, Step 3.4. Items (in each Location), and Step 3.5. Journal Generation.



| Smarter | Quicker | Different |

Enterprise Software

GO Administration

- ✓ Multiple Companies and Locations
- ✓ Comprehensive Security
- ✓ Foreign Currencies
- ✓ Reconciliation Services
- ✓ Database Backups
- ✓ Office Applications
- ✓ System Controls
- ✓ Language Options
- ✓ Archiving
- ✓ Colour and Appearance Options
- ✓ Utilities and Tools
- ✓ Email services
- ✓ Application Management
- ✓ About GO and Licensing

The screenshot displays the GO Administration software interface. The main window features a top navigation bar with the 'GO ADMINISTRATION' logo and version information: 'Version: [<WXP>]-[Enterprise Edition]-03.08.00'. Below the navigation bar, there are several tabs for different modules: Archiving, Colours and Appearance, Tools, Email Services, Application Management, Office Applications, System Controls, About GO and Licensing, Language Options, Company, Security, Currencies, Reconciliation Services, and Database Backup. The 'Currencies' module is currently active, showing a table of currency settings. Below this, the 'USER DEFINITIONS' module is visible, displaying a table of user profiles. The 'USER PERMISSIONS' module is also shown, displaying a table of permissions for the selected user. The interface includes various input fields, buttons, and a sidebar with additional options.

Code	Currency	Symbol	Country	Font Name	Size	Font Name	Size
AED	ARAB EMIRATES DIRH	AED		Freestyle Script	8	Arial Narrow	8
ALC	AUSTRALIAN LANDED	\$		Use Form Defaults	10	Use Report Defaults	12
AUD	AUSTRALIAN DOLLAR	\$		Arial	8	Arial Narrow	8
CAD	CANADIAN DOLLARS	CAD		Use Form Defaults	Use Form Defaults	Use Report Defaults	Use Report Defaults
CHF	SWISS FRANCES	CHF		Use Form Defaults	Use Form Defaults	Use Report Defaults	Use Report Defaults
EUR	EURO	€		Use Form Defaults	Use Form Defaults	Use Report Defaults	Use Report Defaults
GBP	UK POUNDS	£		Use Form Defaults	Use Form Defaults	Use Report Defaults	Use Report Defaults
IDR	INDONESIAN RUPIAH	IDR		Use Form Defaults	Use Form Defaults	Use Report Defaults	Use Report Defaults

User ID	User Name	Encrypted Password	Employee ID	Commenced	Authority Level	Last Logged In	Log Ins	Suspended	Delete	Allow Password Change	Allow Empty Password	Encrypted Password	Date/Time Password Was Last Changed	Allow Multiple Logins	Maximum Logins Permitted	Set Greetings Off	Expedite PO's	Prompts When Not Editing	Show Detail By Default	Language
A	Alex	*			0.00	11-Aug-2012 0:12:54	0								99					
ACCOUNTS	Accounts Profile	*****		24-Oct-2007 13:57:54	0.00	30-Sep-2009 10:05:56	0								1					
ADMIN	admin	*****		24-Oct-2007 13:58:12	0.00	17-Feb-2010 14:21:06	0								1					
ADMINISTRATOR	System Administrator	*****	NR	23-Nov-1998 0:28:30	0.00	23-Aug-2012 2:01:50	0								1					
JEN	Jennifer Mann	*****			0.00	19-Oct-2010 11:10:03	0								0					
MANAGER	Manager Profile	*****		09-Jun-2009 13:48:34	0.00	30-Dec-1999 0:00:00	0	12-Jun-2009 15:07:18							1					
NIC	Nic Rosato	*****	NR	21-Nov-1998 11:40:27	0.00	09-Oct-2010 20:47:14	5								1					
PURCHASING	Purchasing Profile	*****			0.00		0													
Q	Q	*****	NR		0.00	26-Aug-2012 19:49:22	3													
SALES	Sales Profile	*****		09-Jun-2009 14:23:58	0.00	30-Dec-1999 0:00:00	0	12-Jun-2009 15:07:18							1					
WAREHOUSE	Warehouse Profile	*****		24-Oct-2007 13:57:31	0.00	30-Dec-1999 0:00:00	0	12-Jun-2009 15:07:18							1					

User ID	User Name	Encrypted Password	Previous	Suspended	Authority Level	Last Logged In	Log Ins	Commenced
ACCOUNTS	Accounts Profile	*****			0.00	30-Sep-2009 10:05	0	24-Oct-2007 13:57:54

Sequence	Secured Item ID	Description	Required Level of Authority	Permission Granted	DISABLE
0	ATLAS	GO Business	0.00		
0	COMBO		0.00		
0	DLGARCHIVING_CUSTOMER	Archiving of Customer Information	0.00		
0	DLGARCHIVING_SUPPLIER	Archiving of Supplier Information	0.00		
0	DLGATTACHTODATABASES	Attach To Databases	0.00		
0	DLGDATABASCONVERSION	Database Conversion	0.00		
0	DLGITAXRATESUPDATE	Item Tax Rate Update	0.00		
0	DLGRECALCULATECUSTOMERACCOUNTS	Recalculate Customer Accounts	0.00		
0	DLGRECALCULATECUSTOMERS_PROGRESS	Customer Recalculation	0.00		
0	DLGRECALCULATEITEMFIGURES	Reconcile Items	0.00		
0	DLGRECALCULATEITEMS_PROGRESS	Item Recalculation	0.00		
0	DLGRECALCULATEPROJECTSAIDJOBS	Recalculate Projects and Jobs	0.00		
0	DLGRECALCULATESUPPLIERACCOUNTS	Recalculate Supplier Accounts	0.00		
0	DLGRECALCULATESUPPLIERS_PROGRESS	Supplier Recalculation	0.00		



| Smarter | Quicker | Different |

Enterprise Software

GO Reporting

- ✓ Drag and Drop Report Design
- ✓ User Defined Data Collections
- ✓ User Defined Report Structures
- ✓ User Defined Totalling and Counting
- ✓ User Defined Security and Levels of Confidentiality
- ✓ User Defined Report Categorizations

- and Sub-Categorization
- ✓ With or without Company Logos
- ✓ Export to Excel with 1 Click
- ✓ User Defined Selection Criteria
- ✓ Clone Reports
- ✓ Portrait or Landscape Format
- ✓ ALL using ONE Form ...

Choose to show or hide Logo on Reports

Area	Sales ID	Invoice Date	Margin Sold	Invoice #	Sold	Sold Amount	Line
SA	GB	03 Jul 2006	57.54%	71710	8	\$396.00	1
SA	GB	03 Jul 2006	100.00%	71710	4	\$88.00	2
SA	GB	03 Jul 2006	38.82%	71716	42	\$1,062.60	1
SA	GB	03 Jul 2006	55.36%	71726	4	\$171.60	1
SA	GB	03 Jul 2006	40.89%	71726	14	\$539.00	2
SA	GB	03 Jul 2006	100.00%	71726	1	\$16.50	3
SA	GB	03 Jul 2006	100.00%	71726	3	\$66.00	4
QLD	GB	03 Jul 2006	44.53%	71694	50	\$220.00	1
WA	GB	04 Jul 2006	34.61%	71760	2	\$869.00	4
SA	GB	04 Jul 2006	95.07%	71741	0.62	\$374.00	1
SA	GB	04 Jul 2006	96.28%	71742	0.3	\$187.00	1
NT	GB	04 Jul 2006	93.04%	71747	0.08	\$335.50	1
SA	GB	04 Jul 2006	39.76%	71753	18	\$891.00	1
WA	GB	04 Jul 2006	28.29%	71760	1	\$77.00	1
WA	GB	04 Jul 2006	30.11%	71731	4	\$242.00	12
WA	GR	04 Jul 2006	29.26%	71760	3	\$577.50	3



| Smarter | Quicker | Different |

Enterprise Software

GO Contact

GO Contact is a fully featured XRM (Extended Relationship Management) System providing Customer, Supplier and Personal Contact Management, Marketing and Tracking.

Design, Deliver and Monitor Promotional Content from one place, fully integrated with your business data.

- ✓ Mailing Labels
- ✓ Email Lists
- ✓ Market Reports
- ✓ User Defined Classifications, Categories and Geographical Areas

The screenshot displays the GO CONTACT software interface, which is a web-based XRM system. The main dashboard includes a navigation menu with options like 'Company', 'My GO', 'Find ...', 'Contacts and Promotions', 'Reports', and 'Tools'. A central 'Promotions' section offers buttons for 'Customer Contacts', 'Mailing Lists', 'Fax Headers', and 'Promotional Groups'. A 'Promotion Details' window is open, showing fields for 'Promotion Code', 'Promotion Title', 'Description', 'Cost \$', and 'Pages'. Below this, a 'RESPONSES' table is visible, with columns for 'Date Sent', 'Mailing List', 'Method', 'Total', 'Emails Read', 'No Response', 'Send Failed', 'Unsubscribed', 'Replied', 'Requested Follow-up', and 'Took Up Offer'. A 'Report Criteria' window is also open, showing a list of 'Available Reports' such as 'Client Detail Verification', 'Client Detail Verification By Country & State', 'Customer Contact Mailing List [A4-2x7]', 'Customer Contact Mailing List [A4-3x11]', 'Customer Count By Prom. Group & Customer Type', 'Customer Follow-up List', 'Customer Listing By Promotion - Responses', and 'Customer Listing By Sales Representative'. The 'Report Criteria' window includes a table for selecting criteria, with columns for 'Factor', 'From', 'To', and 'All'. The table lists various factors like 'Client', 'Client Type', 'Sales Rep.', 'Client Status', 'Location', 'Adjustment', and 'Start each client on new page'. The interface is designed for managing customer relationships, creating promotional content, and tracking responses.



| Smarter | Quicker | Different |

Enterprise Software

Naming Conventions

Whether you consider your company as having 'Customers' as opposed to 'Debtors' as opposed to 'Accounts Receivable', GO lets you choose how your company refers to the outside world.

Companies can select from multiple naming conventions, in five areas of the system:

The image displays three screenshots of the GO BUSINESS software interface, illustrating the naming convention options available to users.

Top Screenshot: COMPANY CONTROLS

- SEARCH: Company ID: 0 Name: GO STEEL (AUSTRALIA) CO. LTD
- Application Styles section:

 - Customers, Debtors or Accounts Receivable
 - Suppliers, Creditors or Accounts Payable
 - Items, Inventory or Stock
 - Company, Organisation or Entity
 - Locations, Branches or Departments

Bottom Left Screenshot: BUSINESS (Main Debtor Form)

- My GO: Debtors, Items, Creditors, Projects/Jobs, Transfers, General Ledger, Statements
- Main Debtor Form
- Debtors Listings, Debtor Types, Areas

Bottom Right Screenshot: BUSINESS (Main Account Receivable Form)

- My GO: Find..., Account Receivable, Items, Accounts Payable, Projects/Jobs, Transfers, General Ledger, Statements, Other, Tools
- Main Account Receivable Form
- Account Receivable Listings, Credit Note Printing, Credit Note Listing

Bottom Center Screenshot: BUSINESS (Main Customer Form)

- My GO: Find..., Customers, Items, Suppliers, Projects/Jobs, Transfers, General Ledger, Statements, Other, Tools
- Main Customer Form
- Customer Listings, Customer Types, Areas



| Smarter | Quicker | Different |

Enterprise Software

Quick Forms

To make the entry of data as simple as possible, GO provides Quick Forms, also known as WYSIWYG Forms (What-You-See-Is-What-You-Get). These types of forms use exactly the same processes that the normal forms do, except that they present input fields in a format that allows virtually anyone to enter data, with little or no training, or previous experience with the system.

Quick Forms are designed to look exactly like the printed forms do and cover the most commonly used transactions such as Sales Quotes and Orders, Invoices and Purchase Orders.

Quick forms are accessed by clicking the little yellow “Q” buttons next to their respective normal form buttons as illustrated here.

- ✓ Quick Sales Quotes
- ✓ Quick Sales Orders
- ✓ Quick Invoices
- ✓ Quick Purchase Requisitions
- ✓ Quick RFQs
- ✓ Quick Purchase Orders

- ✓ All Quick Forms look exactly like they do when printed and/or emailed as PDF attachments

Data entered into Quick forms is processed in exactly the same way as when entered into forms normally.
i.e. Stock-on-Hand is adjusted, unfilled requirements are placed on Back-Order, credit limits are checked etc.

GO BUSINESS
Version: [SV2]-[WXP]-[Enterprise Edition]-03.22.00

Company | My GO | Customer | Items | Suppliers | Projects/Jobs | Transfers | General Ledger | Statements

Main Customer Form

Click here to open a new... Sales Quote Sales Order

GO Steel Co. Ltd
123 Heavy Metals Hwy
Furnace City, WA 6699
AUSTRALIA
Ph: +61 8 666 5555
Fk: +61 8 666 7777
www.gosteel.com.au

ATLA20 **QUOTE** 110149 Date: 13 Aug 2009

ATLAS ENGINEERING AND FABRICATION PTY LTD -
PO BOX 1234
BOULDER WA 6980
AUSTRALIA

Delivery Address
ATLAS ENGINEERING AND FABRICATION PTY LTD
LOT 117
CLAVENDISH WAY
KALGOORLIE WA 6430
AUSTRALIA

Cust PO **Planned Delivery**

Line	Item Ref	Description	Unit	Quantity	Price Ex Tax	Tax%	Value Inc Tax
1	KIT_001	KIT TYPE A		1.00	\$111.00	10	\$122.10
2	99001	DELIVERY - PERTH METRO	EA	1.00	\$40.00	10	\$44.00

Total: \$166.10
GST: \$11.10

Salesperson: BRYAN O'LOUGHLIN
Delivery Method: INCOTERMS
Notes: FF PERTH-KAL EXPRESS

Requirements:

Terms:
Payment Terms: 30 DAYS-EOM Tax Exemption No:



| Smarter | Quicker | Different |

Enterprise Software

Customers

The screenshot displays the GO BUSINESS software interface. At the top, there's a navigation bar with tabs like Home, Company, My GO, Customers, Items, Suppliers, Projects/Jobs, Transfers, General Ledger, and Statements. Below this is the 'Main Customer Form' with various sub-tabs like Projects, Sales Quotes, Invoices, Receipts, Credit Requests, Statements, Jobs (External), Sales Orders, Delivery, Credits, Transactions, Packing, and Returns (RMAs).

Key features highlighted by callouts include:

- Simple or Data Rich Views:** A callout points to the 'Customer' tab, which shows a detailed view of the customer's information.
- Quick search by ID, Company Name or text within a Name:** A callout points to the search bar at the top of the Customer form.
- Contacts and Notes to manage customer relationship:** A callout points to the 'Contacts' and 'Notes' sections of the Customer form.
- Customer related information and forms:** A callout points to the bottom section of the Customer form, which contains buttons for Jobs, Sales / Quotes, Invoices, Packing, Credits, Receipts, Item Lookup, Projects, Regular Items, Regular Groups, Outstanding Trns., All Followups, Statements, and Close.
- Quick view of all transactions related to the customer – Double-click to go directly to transaction detail:** A callout points to the 'Transactions' tab, which shows a list of transactions.
- Aged Accounts Receivable:** A callout points to the 'Aged Accounts Receivable' section on the right side of the Customer form.
- Consolidated Aged Receivables for Corporate Customers:** A callout points to the 'Consolidated Aged Receivables for Corporate Customers' section on the right side of the Customer form.
- Multiple Delivery Addresses:** A callout points to the 'Delivery Address' section on the right side of the Customer form.

The 'Customer' form shows details for 'USMAGP' (Company: US Machine Group, ABN: 22-41413, Location: Jamestown). It includes fields for Status (Active), Type (RESELL), Area (USA), Sales ID (MICK KILLEEN), Currency (USD), Discount % (2.00), Terms (30 DAYS>EOM), S/Tax # (PA9143), and Parent. It also lists contacts (James Mach) and addresses (Postal Address: 161 Northwest Blvd, Suite 7400, City: CHARMCO, State: WV, P/Code: 25958, Country: UNITED STATES; Delivery Address: 4200 Pipeyard Rd, City: CHARMCO, State: WV, P/Code: 25958, Country: UNITED STATES).

The 'Transactions' tab shows a list of transactions with columns for Types of Transactions, Invoice, Date, Location, Sales Order, \$Invoiced, Foreign, \$Received, \$Credited, and Emp.ID. The data is as follows:

Types of Transactions	Invoice	Date	Location	Sales Order	\$Invoiced	Foreign	\$Received	\$Credited	Emp.ID
Projects	119116	08 Oct 2009	Jamestown	111997	\$6,491.53	3,830.00	\$6,389.84	\$101.69	GRA
Jobs	116490	04 Aug 2009	Jamestown	109673	\$278.94	159.00	\$243.85	\$35.09	GRA
Quotes	115836	16 Jul 2009	Jamestown	109014	\$4,190.91	2,305.00	\$4,154.55	\$36.36	GRA
Sales Orders	113626	19 May 2009	Jamestown	106832	\$836.36	460.00	\$800.00	\$36.36	JC
Invoices	111901	31 Mar 2009	Jamestown	105134	\$13,736.99	6,894.60	\$13,697.15	\$39.84	JC
	111396	17 Mar 2009	Jamestown	104689	\$981.96	490.00	\$981.96	\$0.00	JC
Packings	109395	22 Jan 2009	Jamestown	102750	\$1,124.69	555.15	\$1,084.18	\$40.51	JC
	108699	29 Dec 2008	Jamestown	102097	\$1,443.78	696.47	\$1,443.78	\$0.00	JC
Credits	106158	22 Oct 2008	Jamestown	99190	\$8,439.96	4,219.98	\$8,399.96	\$40.00	JC
Receipts	106064	21 Oct 2008	Jamestown	99507	\$4,143.06	2,071.53	\$4,143.06	\$0.00	JC
Regular Items	100180	04 Jun 2008	Jamestown	93764	\$1,216.70	730.00	\$1,200.04	\$16.66	JC
Regular Groups	95396	05 Feb 2008	Jamestown	0	\$466.10	274.99	\$466.10	\$0.00	JC
	95278	01 Feb 2008	Jamestown	88903	\$3,039.62	1,793.37	\$3,039.62	\$0.00	JC
Statements	92389	08 Nov 2007	Jamestown	86176	\$244.09	227.00	\$244.09	\$0.00	PF
	90741	28 Sep 2007	Jamestown	84548	\$877.34	737.10	\$877.34	\$0.00	NT



| Smarter | Quicker | Different |

Enterprise Software

Sales and Purchasing

GO Steel Co. Ltd
| Pipes | Valves | Seals | Alloy Bar | Structural Supplies |

USMACH SALES ORDER 118740

Date: 6 Jun 2012

US Machine Inc.
2-4 Station Street
ABBOTTSTOWN PA 17301
UNITED STATES

Delivery Address
US Machine Inc.
2-4 Station Street
ABBOTTSTOWN PA 17301
UNITED STATES

Planned Delivery Fri 13 Jul 2012

Line	Item Ref	Description	Unit	Quantity	Price	Tax%	Value
1	69095	PIPE 2" STD A335-P5 SEAMLESS	M	9.14	\$149.93		\$1,371.02
2	47905	AB 152.4 AISI 420MOD API-5CT-13CR-L80 18*22 RC MAX	M	4.10	\$750.00		\$3,075.00
3	22511	BW CON 80 65 40S 316L SEAMLESS (Exchange Part - Please return original to avoid further charges.)	EA	30.00	\$28.00		\$840.00
Total:							\$5,286.02

UNALLOCATED DEPOSITS...

Date Received	Receipt Type	Reference	Amount
9 Jul 2012	35634	Amex	\$1,000.00
	414221	Reference	\$1,000.00

Invoiced \$0.00 **Balance** \$4,286.02

- ✓ Sales Quotes
- ✓ Freeform Quotes
- ✓ Sales Orders
- ✓ Deposits
- ✓ Picking
- ✓ Packing
- ✓ Delivery
- ✓ Invoice Generation
- ✓ Open-Item Receipts
- ✓ Returns/Credits
- ✓ Outstanding Transactions
- ✓ Statements
- ✓ Sales History
- ✓ Sales Analysis
- ✓ Sales Charts
- ✓ Customer Pricing and Discounting
- ✓ Integrated Documents
- ✓ Integrated Email
- ✓ Audit and Activity Tracking
- ✓ Requirements Planning and Forecasting
- ✓ Procurement Tenders
- ✓ Purchase Requisitions
- ✓ Requests for Quotations
- ✓ Purchase Orders
- ✓ True Foreign Currency
- ✓ Shipments and Goods Inwards Tracking
- ✓ Expediting
- ✓ Supplier Invoices
- ✓ Payment Approval
- ✓ Electronic Payments
- ✓ Check Printing
- ✓ Quarantine Stock
- ✓ Supplier Credits
- ✓ Integrated Documents
- ✓ Integrated Email
- ✓ Audit and Activity Tracking

GO Steel Co. Ltd
| Pipes | Valves | Seals | Alloy Bar | Structural Supplies |

ZEA PURCHASE ORDER No: 12734

Date: 17 Jul 2012
Due Date: 1 Aug 2012

ZEAL MILLS
111 Mill Road
YOLYN WV 25654
UNITED STATES

Delivery Address
Jamestown
6 MARSHALL RD
JAMESTOWN PA 16134
UNITED STATES

Line	Item Ref	Description	Unit	Quantity	Price	Value
1	22511	BW CON 80 65 40S 316L SEAMLESS	EA	30.00	\$23.00	\$690.00
Total:						\$690.00

Salesperson GRAHAM RIVERS

Delivery Method MAINFREIGHT (F/FWD)

Payment Terms 30 DAYS-EOI

INCOTERMS CFR Wilmington INCOTERMS 2000

Notes: Ensure this gets to us on time

Requirements: PLEASE SUPPLY AS PER QUOTE No. CONFIRM ACCEPTANCE OF ORDER WITHIN DAYS. PLEASE NOTE DUE DATE ON TOP RIGHT-HAND CORNER OF PURCHASE ORDER. 3.1 CERTIFICATION IS REQUIRED.



| Smarter | Quicker | Different |

Enterprise Software

Procurement Manager

The screenshot displays the GO BUSINESS Procurement Manager software interface. The main window shows the 'Main Supplier Form' with tabs for Procurement Tenders, Purchase Orders, Supplier Invoices, and Payments (Remittances). The 'Procurement Tender' module is active, showing a search criteria screen for 'GOVERNMENT TENDER 12345'. The interface includes a navigation bar with tabs for Search Criteria, Procurement Lines, Requirements, Supplier Selection, Create Spreadsheet, Create RFQ, Bid Entry, Bid Comparison, and Purchase Bid. A table of 'Procurement Tender Lines' is visible, listing items like 'PIPE 40 80S 316L SEAMLESS *' and 'PIPE 36 40S 316L SEAMLESS *'. The 'Requirements / Specifications' section contains text about payment terms and conditions. The 'Supplier Selection' section shows a list of suppliers, including 'ACCESS RENTALS' and 'AABEL LINE MARKING'. The 'Spreadsheet Generation' section includes a template view and a form for entering request for quote details. The 'Send RFQ' section shows a form for sending the request for quote to a supplier.

- ✓ Requirements Planning and Forecasting
- ✓ Selected Procurement Lines
- ✓ Requirement Notations
- ✓ Supplier Selection
- ✓ Integrated Work/Spread sheet
- ✓ Generate RFQs
- ✓ Bid Entry and Comparisons
- ✓ Generate PO's for successful Bids
- ✓ General Notations
- ✓ Integrated Email and Documents
- ✓ Each operation one click away



| Smarter | Quicker | Different |

Enterprise Software

Inventory

MASTER ITEM

Item Code: 69095 Description: PIPE 2" STD A335-P5 SEAMLESS

Type: Stock Group: 69 PIPE P5 ALLOY STEEL

U.O.M.: M Exchange Part:

Recalculated: Fri, 8 Jun 2012 15:49

(Note: The figures below represent a summary of the quantities and values held in ALL Locations.)

Retail Ex.:		\$153.00		\$153.00 <W/sale Ex.		On Hand		139.27	
Retail Inc.:		\$168.30		\$168.30 <W/sale Inc.		Alloc. S.O.:		9.14	
Tax%:		10		0 <W/sale Disc%		Alloc. T/F:		0.00	
Skip Recalc:				<Disallow Sales Discounting?		Alloc. Jobs:		0.00	
On-Cost:		\$42.08		\$0.00		Last Buy Price		\$38.87	
Dutiable:						Last Buy EUR		22.54	
Average Cost		\$42.08		\$0.00		Standard Cost		\$0.00	
Last Buy Price		\$38.87				Last Buy EUR		22.54	

Weights: OH: 757.64 Kg, 5.4400 <Unit

Quantities Sold		M.T.D.:		9.14	
Y.T.D.:		9.14		1 Yr Ago:	
2 Yrs Ago:		6.45		3 Yrs Ago:	
		0.00		18.00	

Locations: Suppliers: Notes: 1 Off-cut (3.40 M) Components: Is Used In: Alternatives: Alternative For: GL Accounts: Invoices: Periods: Web: Other Groups: On-Cost Details:

Location	On Hand	\$ On Hand	Allocated	Back Orders	On Order	W.I.P.	In Transit	Sales MTD	Sale
Jamestown	16.27	\$571.91	9.14	0.00	0.00	0.00	0.00	9.14	
Falcon	123.00	\$5,289.00	0.00	0.00	0.00	0.00	0.00	0.00	

Inventory metrics in all locations and warehouses:

- Stock on Hand
- Allocations
- Back-Orders
- On Order
- Transfers and In Transit
- Work-In-Progress
- Sales

Average Cost
Standard Cost
Last Buy Price

Stock in each Location,
Warehouse or Vehicle

Suppliers
And
Manufacturers

Serialized Units
Offcuts and
Product Variants

Components and
Bills of Material

Total control of the movement of goods within a warehouse for Receiving, Sales, or Transfer:

- Receiving
- Store Locations/ Bins
- Picking
- Packing
- Delivery

Receive

Shipment: Purchase: Invoice: Credits: Issue/Return: Heat Cert.

SEARCH> Receive: 14008 Supplier ID: ZEAL Company: ZEAL MILLS Location: Jamestown

Receiving: 14008

Expediting> Purch. Order: 12733

Cartnote: 4153 Parcels: 0

Couriers: Jimmyson

Comments: Unclear Fx

Shipped: Wed 25-Jul-2012 16:00

ETA: Wed 1-Aug-2012 16:00

Received: Mon 13-Aug-2012 16:00

Checked:

Convert back to Ship

Dispatch Processing - Sales

All Outstanding Sales Orders With Stock/NonStock Items

Sales Order	Date	Customer	Company Name	Customer Ref	Sales ID	Uninvoiced	Part Del?	Select?	By ID
50875	4 May 2005	ROCO	ROCK OIL INC	CHP-100-060	GD	\$36,205.12	Yes		
53078	12 Jul 2005	GEAR	GEARHART INC	13230	PF	\$102,718.24	Yes		
82540	10 Aug 2007	SILV	SILVERSIDE INC	7853	PF	\$468,633.00	Yes		
87557	11 Dec 2007	REME	REMIT ENGINE COMPANY	36479 MASTER ORDER	PF	\$94,686.84	Yes		
93870	4 Jun 2008	SILV	SILVERSIDE INC	8567	PF	\$402,363.50	Yes		
93882	4 Jun 2008	SILV	SILVERSIDE INC	8568	PF	\$152,204.00	Yes		
98609	26 Sep 2008	PTTR	PD TRP CONSTRUCTION	9468-PI-242	PM	\$2.44	Yes		
				9468-PI-240	PM	\$9.49	Yes		
				8984	PF	\$467,412.00	Yes		
				8984	PF	\$158,400.00	Yes		
				334488-P-6111AB-2	GD	\$2,433,966.41	Yes		

Transfer: 3704

From: Jamestown To: Brisbane TEST

Deliver By: 17-Feb-2010 0:00

Parcels: 0

Comments: ITEM WAS NOT T/F FROM S/O 115444 AT THE TIME

Transfer Requisitions: Transfers Out: Transfers In:

Item Code	Type	UOM	Sales Order Line	Qty Required	Back Ordered
33848	Stock	EA	BSP HOSENIPP 25 316 150#	50.00	0.00
Allocated:				0.00	\$0.00

Projects and Jobs

- ✓ Template 'Bills of Materials'
(Materials, Labour and Other-Outsourced Services)
- ✓ Make to Order
- ✓ Make to Stock
- ✓ Track Actual Labour, Material and Service costs and revenues against Planned and Estimates
- ✓ Fixed, variable and both fixed and variable priced jobs
- ✓ Fixed and variable costing line items
- ✓ Multiple quote quantity and pricing
- ✓ Freeform and Standard quote formats
- ✓ Milestone (%) and part billing
- ✓ GL Control Account overrides for Project Accounting and reconciliation
- ✓ Issue and Return raw materials from/to Inventory
- ✓ Buy raw materials directly for Job-Lines
- ✓ Group related materials, labour and other job line items with sub-totalling and totalling for each section
- ✓ Standard, Average and Direct Costing methods
- ✓ Integrated Purchase Ordering for Back-Ordered Job-Items
- ✓ Automatic Issuing and Costing of Materials to Jobs via Goods Inwards Processing
- ✓ Work-In-Progress Reporting
- ✓ Consolidate Jobs into Projects
- ✓ Report Quotes, Work-In-Progress and Financial
- ✓ And much more ...

Home Job

Home Customer Item Supplier Quote Job Pick Labour Status < Report

EXTERNAL JOB (Labour, Materials and Other)

Internal Job Projects Issues>Returns Timesheets Copy Job

SEARCH> Project: 0 Job: 1 Customer ID: ZONEP1 Company: ZONE PIPING SYSTEMS Jamestown <<< Job's Location

Job: 1 Item: JOB Manufacture of TYPE X Seamless Entered: Wed 8-Aug-2012 0:00 Value Inc: \$4,728.50
 Project: 0 Unit No.: Accepted: Lines Inc: \$4,728.50
 Status: A Cust. PO: Done Inc: \$0.00
 Sales ID: AD Job Type: Cutting and Beveling Reqd By: Fri 14-Sep-2012 0:00 Invoiced: \$0.00
 Draft: ✓ Terms: 30 DAYS>EOM Expected: Completed: Check Zero Value Items

Summary Job Lines Delivery Address Freeform Quotes Issues Timesheets Purchases Invoices

	Quantity**	UOM	Price (Ex-tax)	Disc%	Value (Inc-Tax)	Value (Ex-Tax)	Estimated Costs	Estimated Profit	Margin%
Required :	1.00	EACH	\$4,304.50	0.00	\$4,728.50	\$4,298.05	\$2,272.10	\$2,025.95	108.11
Completed :	0.00			10.00	\$430.45				
Completed Value :	\$0.00	(Ex.)							

GST Applies: Tax Exempt Ref.:

Labour				Material		Other		Total
Hours	Costs						Non-Tax + Tax	
	NonTaxable	Taxable	NonTaxable	Taxable	NonTaxable	Taxable		
Estimated :	0.50	2.00	\$0.00	\$2,272.10	\$0.00	\$0.00	\$2,272.10	
* Actual :	0.00	0.00	\$0.00	\$0.00	\$0.00	\$0.00	\$0.00	
Variance :	0.50	2.00	\$0.00	\$2,272.10	\$0.00	\$0.00	\$2,272.10	
Chargeable>			\$0.00 (Inc.)	\$0.00	\$0.00	\$0.00	\$0.00	
			\$0.00 (Ex.)	\$0.00	\$0.00	\$0.00	\$0.00	

Default Chargeable Labour Rate: \$0.00
 Default Labour Cost: \$0.00

*Note: Actual costs are calculated using the costing method set at top RHS of this form, using either standard or average costs.
 Estimated costs are always calculated based on items' Standard costs which may differ from their average costs.

✓ ** Quantity of Job is to remain FIXED with respect to any related Project's Base Quantity.
 (i.e. Checking this box means... 'Any changes to a Project's Base Quantity will not have any flow down affect on the quantity specified for this Job'.)

Tax: \$0.00
 Actual Profit >>> \$0.00
 Uninvoiced Costs: \$0.00
 Total COGS Completed: \$0.00



| Smarter | Quicker | Different |

Enterprise Software

My GO

- ✓ Dashboard and Alerts
- ✓ Integrated Email
- ✓ Integrated Documents
- ✓ Personalized Appointments
- ✓ Personal and Company Contacts
- ✓ XRM Contact Notes
- ✓ Personal Web and Company Profile
- ✓ Interactive Activity Tracking
- ✓ Personal Preferences
- ✓ Personal Account Managements and Tracking

Access ALL MS Office and other editors and tools.

Manage and reconcile personal expense accounts.

Set personal preferences for colour, look and feel.

The screenshot displays the My GO software interface, which is a comprehensive enterprise management system. The main dashboard includes several charts and graphs, such as 'Sales Products', 'Products Sales by Category', and 'Profit as Percentage of Total Sales'. The interface is organized into a grid of modules, including 'Dashboard', 'Alerts', 'Mail', 'Documents', 'Appointments', 'Contacts', 'Notes', 'Profile', 'GO Activity', 'Preferences', and 'Accounts'. A sidebar on the left provides quick access to various tools and applications. The top navigation bar includes tabs for 'Company', 'My GO', 'Customers', 'Items', 'Suppliers', 'Projects/Jobs', 'Transfers', 'General Ledger', 'Statements', and 'Language Options'. The bottom section shows a list of appointments and a detailed view of a specific appointment, including a description, status, and links. The interface is designed to be user-friendly and efficient, with a clear layout and easy-to-use navigation.



| Smarter | Quicker | Different |

Enterprise Software

My GO Expense Account Management

Undock the sub-form to view and process Journals using the entire screen.

Import Journals from Excel with Cut and Paste

Access your Accounts and Journals in My GO

Auto-Balancing (Debits = Credits)

Click any column heading to sort ascending, descending or unsorted

Full text search, onscreen preview and printing options

My Accounts and Journals

SEARCH> Account: 210.10010-NR VISA CHARGE CARD -NR
Journal: NR1202 Expenses for NR BRYAN O'LOUGHLIN 2013 2

UNPOSTED

Line	Date/Time	Reference	Expense GL Code	Description	Amount
3	Tue 28 Aug 2012	NR	610.60021	NOVATED LEASE	321.00
2	Tue 28 Aug 2012	NR	720.10000	FUEL CHARGES - NR	55.43
1	Tue 28 Aug 2012	NR	210.10010-NR	EXPENSES SUMMARY	(376.43)

GENERAL JOURNAL NR1201 GO STEEL (AUSTRALIA) CO. LTD

Description	Source	MyGO Accounts	Status	Posted
Expenses for NR BRYAN O'LOUGHLIN	Entered	Tue, 28-Aug-2012 12:35	Period	2013 - 2
	Posted	Tue, 28-Aug-2012 14:55	Control \$	\$421.95
	Reversed		Debits \$	\$421.95
			Credits \$	\$421.95

Line	Account	Date	Reference	Description	Debits \$	Credits \$
1	110.10140	28-Aug-2012	NR	EXPENSES SUMMARY		\$421.95
2	720.10000	28-Aug-2012	NR	FUEL CHARGES - NR	\$100.00	
3	620.61010.ADM-NR	28-Aug-2012	NR	HIRE CHARGES - NR	\$245.95	
4	610.60020	28-Aug-2012	NR	INCIDENTALS - STAFF	\$76.00	
					\$421.95	\$421.95

Report ID: rptJournal Started: 28 Aug 2012 15:58:10 Ended: 15:58:10 Duration: 0:00:00



| Smarter | Quicker | Different |

Enterprise Software

Financials

The screenshot displays three main windows from the financial software:

- RECEIPT**: Shows a receipt for Customer ID: ROB11, Company: ROBESON WELDING INC. The receipt number is 35551, dated Fri 12-Mar-2010 11:50. It includes fields for Employee ID (MK), Payment Type (E.F.T), Reference, and Description. A summary table shows: Received: \$208.45, Disc/Adjust: \$0.00, Invoice Alloc: \$208.45, Deposit Alloc: \$0.00, and Unallocated: \$0.00.
- JOURNAL**: Displays a sales journal for period 2010, 9. The description is 'Sales Journal (Rec.)'. It shows a table with columns: Line, Account, Date, Reference, Description, Type, and Amount. The total amount is \$208.45.
- GENERAL LEDGER ACCOUNT - DETAIL**: Shows the account details for 'BANK OVERDRAFT' (Account Code: 210.10010). It includes a table for 'Actuals, Budgets and Forecasts' and a 'Chart of Accounts' showing 'Actuals', 'Budgets', and 'Forecasts' for various periods. A 'Chart Options' dialog box is also visible, showing 'GL Account - 112.12010 STOCK ON HAND - STOCK'.

Journals generated from financial transactions... Invoices, Receipts, Goods Inwards, Payments etc.

Journal viewing and transaction drill-down

Journal posting to General Ledger Accounts

Integrated, customisable Business Graphic Charts

Financial reporting structures are completely independent from any GL Account structures with flexible GL Account assignment to report lines, Flexible Report Line Grouping, Totalling and Sub-Totalling to any number of levels, fully auditable.

Complete User-Defined Financial Reporting with Inter-Company and Multi-Company Consolidation



| Smarter | Quicker | Different |

Enterprise Software

Budgeting & Forecasting

Home

GO STEEL (AUSTRALIA) CO. LTD
ALL Locations

English

GO™
GENERAL LEDGER
Version: [SV2]-[W...]-[Enterprise Edition]-04.00.00

Help: F1 > ?

Actuals, Budgets and Forecasts Cumulative Figures Budgets

Opening Balance: \$ 0.00

Actuals \$ Budgets \$

Period 01..... 22,000.00 20,000.00

Home Accounts Account - Det...

GENERAL LEDGER ACCOUNT

Company: 0 GO STEEL (AUSTRALIA) CO. LTD

SEARCH> Account Codes: 100.10000 ASSETS

Actuals, Budgets and Forecasts Cumulative Figures Budgets

Opening Balance: \$ 0.00

Actuals \$ Budgets \$

Period 01..... 22,000.00 20,000.00

Period 02..... 0.00 7,171.00

Period 03..... 0.00 0.00

Home Journals

BUDGET JOURNAL

SEARCH> Journal: TEST_BUDGE Period: 2013 2 Description: TEST BUDGET POSTINGS

Journal: TEST_BUDGE Period: 2013 2 Reversed Source: NR Entered: Sat, 25 Aug 2012 21:09 Control: \$ 15,017.00
Posted: Debits: \$ 15,017.00
Reversed: Tue, 28 Aug 2012 16:22 Credits: \$ (15,017.00)

Currency: AUSTRALIAN DOLLARS : [AUD] : \$

Line	Account	Date	Reference	Description	Type	Budget Amount \$
1	100.10000	25-Aug-2012	NR	CONTROL AMOUNT - WITHDRAWAL		(15,017.00)
2	110.10000	25-Aug-2012	NR	CASH RESERVES (DEPOSITS)		10,000.00
						2,211.00
						2,456.00
						350.00

Home Journals

FORECAST JOURNAL

SEARCH> Journal: TEST_FOREC Period: 2013 2 Description: TEST FORECAST FIGURES

Journal: TEST_FOREC Period: 2013 2 Reversed Source: NR Entered: Thu, 23 Aug 2012 0:00 Control: \$ 3,000,000.00
Posted: Debits: \$ 3,000,000.00
Reversed: Tue, 28 Aug 2012 16:27 Credits: \$ (3,000,000.00)

Currency: AUSTRALIAN DOLLARS : [AUD]

Line	Account	Date	Reference	Description	Type	Budget Amount \$
1	100.10000	25-Aug-2012	NR	CONTROL AMOUNT - WITHDRAWAL		(15,017.00)
2	110.10000	25-Aug-2012	NR	CASH RESERVES (DEPOSITS)		10,000.00
						2,211.00
						2,456.00
						350.00

Home GL Report Enq...

GL REPORT ENQUIRY

GL Report Definition GL Report Format Decimal Places for Amounts Columns > 2 and for Percentage Lines > 2 Consolidate Results Print Individual Reports

SEARCH> Report No. 48 SALES ANALYSIS 2011 / 2012 AND >> Format Profit and Loss Account - Budget vs Forecast

Section 10

SALES ANALYSIS
Budgets and Forecasts
2011 / 2012

Description	Current Actual	Current Budget	Act-Bud	Prior Period	Cur Year Actuals	YTD Budget
	Forecast July	Forecast Aug	Forecast Sept	Forecast Oct	Forecast Nov	Forecast Dec
1 Sales - Stock Act and Bud	\$0.00	\$3,761,621.00	(\$3,761,621.00)	\$0.00	\$0.00	\$6,469,873.00
Sales - Stock Forecasts	\$0.00	\$0.00	\$0.00	\$0.00	\$0.00	\$0.00
2 Sales - Non Stock Act and Bud	\$0.00	\$5,137,273.00	(\$5,137,273.00)	\$0.00	\$0.00	\$15,464,473.00
Sales - Non Stock Forecasts	\$0.00	\$0.00	\$0.00	\$0.00	\$0.00	\$0.00
3						
4 TOTAL SALES Act and Bud	\$0.00	\$8,898,894.00	(\$8,898,894.00)	\$0.00	\$0.00	\$21,934,346.00
TOTAL SALES Forecasts	\$0.00	\$0.00	\$0.00	\$0.00	\$0.00	\$0.00

Chart Options

Show -ve values as +ve (Click Chart to show changes)

Ring Graph

Other Report Lines to be included in the Chart

2nd Report Line: 3rd Report Line: 4th Report Line:

Reset Preview / Print Chart >>>

Extract data to Excel



| Smarter | Quicker | Different |

Enterprise Software

Payment Processing

1. Review
2. Generate
3. Select
4. Send

Unpaid Supplier Invoices by Supplier GO STEEL (AUSTRALIA) CO. LTD
Invoices Selected for Payment Generation (Amounts, 2 decimal places)

Supplier	Invoice	Sup-Inv	Date	Due	Paid/Credited
VIAR	VIAR MECCANICA SRI	25993 255	12-Feb-2010	13-Apr-2011	
		28246 357	04-Mar-2010	03-May-2011	
Totals for VIAR					
Report Totals					

Listing_By/Supplier

PAYMENT GENERATION & REVIEW

A. Select the Supplier Invoice selection criteria.

Generate ALL payments due up to and including this date..... 30 Jan 2011

Generate payments for Supplier Invoices as specified below...

Supplier Codes..... From To

Company Names.....

Invoice Date.....

Due Date.....

Invoice No.....

☒ Omit Supplier Invoices currently On Hold. ☒ Allocate Outstanding Credits

B. Please Select Type Of Payments To Be Generated

Chèques ☒ EFT Process Date : 28 Aug 2012 Manual

Note: The above selection is applied against each Supplier's default payment method.

PAYMENT REVIEW

EFT (Electronic Funds Transfer) Processing Email Remittance Processing Email Settings (View Only)

EFT Processing : Step 1. Select Payments. Step 2. Enter Information below. Step 3. Click Generate button below.

A. Transaction Description (Max 12 characters, appears on Bank statements). GO TEST

B. Date specified on Payments when Bank will process the EFT Payments..... 29 Aug 2012

210.10010

CLICK HERE TO GENERATE A NEW EFT BANKING FILE.

<< File will include... Only payments to be processed on this date, are 'Type' EFT, are reconciled through this GL Bank Account, are 'Selected' by you and not currently 'On Hold'.

Click here to view/edit Master EFT Bank and Output File Settings

EFT File Name : Wed 29 Aug 2012, 210.10010, BANK OVER View contents : Copy EFT file to Clipboard : Copy EFT file to Disk File..

Folder/File Name : C:\ETFAUSTRALIA_GOSTEEL_DEVCOMMBANK.TXT

Filtered List of Payments - (Processed and Unprocessed) Default Process Date : 28 Aug 2012

Location	Payment	Reference	Date Paid	Printed/Processed	Supplier	ID.	Nett	Hold	Type	Process Date / Payment Date	Selected	Selected By
Perth HQ	7528		23 Sep 2009		VIAR:VIAR MECCANICA SRI	ML	\$0.00		EFT	24 Sep 2009		
Perth HQ	7527	OTT5555555	23 Sep 2009	28 Aug 2012	VIAR:VIAR MECCANICA SRI	ML	\$23,033.61		EFT	29 Aug 2012	<input checked="" type="checkbox"/>	Q
Perth HQ	7134	OTT5555555	11 Aug 2009	28 Aug 2012	VIAR:VIAR MECCANICA SRI	MOB	\$3,556.61		EFT	29 Aug 2012	<input checked="" type="checkbox"/>	Q
Perth HQ	6851	OTT5555555	9 Jul 2009	28 Aug 2012	VIAR:VIAR MECCANICA SRI	ML	\$10,540.95		EFT	29 Aug 2012	<input checked="" type="checkbox"/>	Q
Perth HQ	6771	OTT5555555	6 Jul 2009	19 Aug 2009	VIAR:VIAR MECCANICA SRI	ML	\$26,272.94		EFT	28 Aug 2012	<input checked="" type="checkbox"/>	Q
Perth HQ	6814	OTT5555555	8 Jul 2009	28 Aug 2012	VIAR:VIAR MECCANICA SRI	ML	\$10,540.95		EFT	28 Aug 2012	<input checked="" type="checkbox"/>	Q
Perth HQ												

EFT (Electronic Funds Transfer) Processing Email Remittance Processing Email Settings (View Only)

EMAIL Processing : Step 1. Enter Reply Email. Step 2. Select Payments. Step 3. Click Green Email button below.

Reply To (me)... nic@gobusiness.net.au

Bcc (me)... nic@gobusiness.net.au

Email server... GO STEEL Co.Ltd

Preview : Print :

CLICK HERE TO EMAIL REMITTANCE ADVICES TO SUPPLIERS FOR SELECTED PAYMENTS

1. Emails can only be sent to Suppliers with proper email addresses.
2. Remittances will be sent as attachments in PDF format.
3. The body of each email will be set to the contents specified in the 'Email Settings' tab.
4. Email responses will be sent to the 'Reply To' email address in the panel to the right.



| Smarter | Quicker | Different |

Enterprise Software

Electronic Payments

Home | **Payment Review** | **Payments**

Home Customer Item Supplier

PAYMENTS

Purchases | Receipts | Invoices | Credits

SEARCH> Payment: 9028 | Supplier ID: SUND | Company: SUNDRY EXPENSES

Payment: 9028 | Date: 16 Mar 2010 | Type: | Reference: EFT 555 | Printed: | Emp. ID: KDJ | Bank Account: 210.10010 | Statement No: | Reconciled: | Journal: | Period: 9 | 2010 | Held For Printing: |

To EFT> Bank ID: | BSB: | Account: | Payment Process Date: |
From EFT> Bank ID: | BSB: | Account: |

Payment: \$99.00 | Discount: \$0.00 | W/H Tax: \$0.00 | Net: \$99.00 | Tax Inc: \$0.00

Payment Lines | Emails | Documents

Invoice	Date	Invoiced	Approved	Paid/Credited	Outstanding	Age
A> 26028	22 Feb 2010	\$99.00	\$99.00	\$99.00	\$0.00	90 Day

or B> Description: Invoice payment. | Debit: CREDITORS GENERAL |
or C> Stock Item: | Quantity: 0.00 | UOM: |

Remitted: \$99.00 | Tax included in Above: \$0.00

Job Details: Customer: | Project: 0 | Job: 0 | Job Line: |

GO Business-EFT Banking File Details

EFT Output File Contents for ... 210.10010 | BANK OVERDRAFT | 29 Aug 2012

EFT Banking Controls

Each GL Bank Account can have its own set of EFT Banking Controls. The details below are only a record of the settings used to generate the EFT Payments and cannot be edited directly.

If these settings are incorrect, use the button further below to access the master details, make the necessary corrections and then RE-GENERATE this file in the usual manner, via the Payment Review Form.

GL Account: BANK OVERDRAFT | Bank Description: COMMBANK | BSB: 066001 | Bank Account Number: 10050614 | Account Name: ATLAS SOFTWARE PTY LTD

Invoice > Paid: \$99.00

Remittance/Cheque Printing/EFT

EFT / CHEQUE / REMITTANCE PRINTING

A. Select the type of documents to be printed.

☒ New Remittances | ☐ Existing Remittances | ☐ Print Advices only for Manual Payments | ☐ Print Cheques on Pre-Printed Stationery | ☐ EFT File | Process Date: | Edit EFT Bank and Output File Settings | Remittance / Cheque Printing Format: Universal Payment Advice

B. Enter the Payment selection criteria.

Supplier Codes: | Between: | And: | Company Names: | Remittance Date: | Remittance No: | ☒ Omit payments currently On Hold. | ☒ Omit cancelled payments.

C. Specify the Processing Date.

Bank Account: | Processing Date: 28 Aug 2012 | Transaction Description: GO TEST | Location: All Locations

EFT Banking Controls

Note: Each GL Bank Account can have its own unique set of EFT Banking Controls. Please select or enter the GL Bank Account Code for which to enter or edit EFT Banking Control information.

GL Account: BANK OVERDRAFT | Bank Description: COMMBANK | BSB: 066001 | Bank Account Number: 55555555 | Account Name: ATLAS SOFTWARE PTY LTD | User Bank Name: NR | Direct Entry User Name: NIC ROSATO | Direct Entry User ID: NR | Transaction Description: GO TEST | Last Processing Date: 29 Aug 2012 | Processing Indicator: Default | EFT File Name and Path: C:\ETFAUSTRALIA_GOSTEEL_DEV\COMMBANK.TXT

Record: 1 of 1 | No Filter | Search



| Smarter | Quicker | Different |

Enterprise Software

Enterprise Reporting

- WHATEVER YOU NEED
- HOWEVER YOU WANT IT
- ALL IN ONE PLACE

- ✓ EASY
- ✓ QUICK
- ✓ POWERFUL
- ✓ FLEXIBLE
- ✓ REAL-TIME

SALES ANALYSIS Budgets and Forecasts 2011 / 2012

	Current Actual	Current Budget	Act-Bud
Forecast July			
	\$0.00	\$3,761,621.00	(\$3,761,621.00)
Forecast Aug			
	\$0.00	\$0.00	\$0.00
Forecast Sep			
	\$0.00	\$5,137,273.00	(\$5,137,273.00)

Report No.	Report Name
17	BALANCE SHEET 2010 / 2011
18	PROFIT AND LOSS STATEMENT 2009 / 2010
28	BALANCE SHEET 2007 / 2008
38	PROFIT AND LOSS STATEMENT - CURRENT
40	PROFIT AND LOSS STATEMENT 2008 / 2009
41	BALANCE SHEET 2008 / 2009
42	TRADING STATEMENT

GL REPORTING FIELD DEFINITION

Home - GO General Ledger - GO STEEL (AU), (All Locations)



Version: [SV2]-[<WXP>]-[Enterprise Edition]-04.00.00

Reports Bank Account Rec. BAS

Quick Report Printing

User Defined Reporting Options

Report Enquiry

Report Printing

Report Definitions

Reporting Formats

Reporting Fields

GL Account-Report Line Reporting

GL Account Audit Trail

GL Report Printing

A. Select the required REPORT from the list below.

17	BALANCE SHEET 2010 / 2011
18	PROFIT AND LOSS STATEMENT 2009 / 2010
19	BALANCE SHEET 2007 / 2008
20	PROFIT AND LOSS STATEMENT - CURRENT
21	PROFIT AND LOSS STATEMENT 2008 / 2009
22	BALANCE SHEET 2008 / 2009
23	TRADING STATEMENT
24	PROFIT AND LOSS STATEMENT 2009 / 2010
25	BALANCE SHEET 2009 / 2010
26	PROFIT AND LOSS - WA (Detailed)
27	PROFIT AND LOSS ACCOUNT - WA
28	BALANCE SHEET - CONCISE
29	SALES ANALYSIS 2011 / 2012
30	Profit Analysis (Test)

BALANCE SHEET
PROFIT AND LOSS STATEMENT
BALANCE SHEET
PROFIT AND LOSS STATEMENT
PROFIT AND LOSS STATEMENT
BALANCE SHEET
TRADING ACCOUNT
PROFIT AND LOSS STATEMENT
BALANCE SHEET - DETAILED
PROFIT AND LOSS STATEMENT WA
PROFIT AND LOSS ACCOUNT
BALANCE SHEET
SALES ANALYSIS
Profit Analysis

Note: Up to three rows can be assigned to each report line (eg: Row 1 Actuals, Row 2: Budgets and Row 3: Actuals).

Percentage fields can only be used in Row 1.

The [Description] column automatically appears in the appropriate position in each Report Style and does not need to be defined.

The [Description] column automatically appears in the appropriate position in each Report Style and does not need to be defined.

The [Description] column automatically appears in the appropriate position in each Report Style and does not need to be defined.

The [Description] column automatically appears in the appropriate position in each Report Style and does not need to be defined.

The [Description] column automatically appears in the appropriate position in each Report Style and does not need to be defined.

The [Description] column automatically appears in the appropriate position in each Report Style and does not need to be defined.

The [Description] column automatically appears in the appropriate position in each Report Style and does not need to be defined.

The [Description] column automatically appears in the appropriate position in each Report Style and does not need to be defined.

The [Description] column automatically appears in the appropriate position in each Report Style and does not need to be defined.

The [Description] column automatically appears in the appropriate position in each Report Style and does not need to be defined.



| Smarter | Quicker | Different |

Enterprise Software

Dynamic Activity Tracking

Throughout the entire GO Enterprise Suite, every time a user does anything of note, such as access, create, modify and/or delete information, the system Administrator can direct that the system record each 'activity' in a dynamic activity database. But, unlike other systems, such activity is active, not passive, meaning that users and administrators can use the activity information to go (hyperlink) directly to the forms used to maintain such information. In addition, the activity log records who, when, what and how the data was modified or accessed, including reporting criteria.

This feature provides powerful audit and security capability that enables business proprietors to definitively determine what happened, when and by whom. This improves accountability and enables management to pinpoint weaknesses in security and organisational role profiles.

The information collected here is also used in the MY-GO features to enable users to retrace their steps and return to processes where they last left off.

Click here to go to the Customer information last accessed and modified.

Click here to go to the Sales order last processed.

Track activity from Login to Logout.

GO Activity Table:

Session	Customer	Supplier	Item	S.Order	Invoice	Credit
2012 Sep 08 11:48	ATLA20:ATLAS ENGINEER			110149	0	0
2012 Sep 08 11:48				0	0	0
2012 Sep 08 11:48	ATLA20:ATLAS ENGINEER			110149	0	0
2012 Sep 08 11:48	ATLA20:ATLAS ENGINEER			110149	0	0

EVENT LOG REVIEW - Filtered List of Events

Application	ID	Event Time Stamp	Event Description	Event Parameters	Object Reference	Login Time	Logout Time	Comp	Locn	Customer	Supplier	Item	Sales Order	Invoice
GO Business	INISTR	2012-09-08 13:13:23	OPENED FORM		entLogReview	120908:13:13	18991230:0:00	0	1				0	0
GO Business	INISTR	2012-09-08 13:13:06	LOGIN SUCCEEDED		securityAccess	120908:13:13	18991230:0:00	0	1				0	0
GO Business	*	2012-09-08 13:13:03	Application Load		47580.63.MDE	18991230:0:00	18991230:0:00	-1	-1				0	0
GO Business	*	2012-09-08 13:09:15	CLOSED GO Business		ly:Form_Close	18991230:0:00	120809:13:09	-1	-1				0	0
GO Business	INISTR	2012-09-08 11:53:10	OPENED FORM		ter_WYYSWYG	120908:11:48	18991230:0:00	0	1				0	0
GO Business	INISTR	2012-09-08 11:53:07	EDITED SALES ORDER		bar_Handling()	120908:11:48	18991230:0:00	0	1	ATLA20:ATLAS ENGINEER			110149	0
GO Business	INISTR	2012-09-08 11:53:02	VIEWED SALES ORDER		Form_Current()	120908:11:48	18991230:0:00	0	1	ATLA20:ATLAS ENGINEER			110149	0
GO Business	INISTR	2012-09-08 11:53:04	OPENED FORM		frmSalesOrder	120908:11:48	18991230:0:00	0	1				0	0
GO Business	INISTR	2012-09-08 11:52:06	OPENED FORM		ter_WYYSWYG	120908:11:48	18991230:0:00	0	1				0	0
GO Business	INISTR	2012-09-08 11:52:03	EDITED SALES ORDER		bar_Handling()	120908:11:48	18991230:0:00	0	1	ATLA20:ATLAS ENGINEER			110149	0
GO Business	INISTR	2012-09-08 11:52:02	VIEWED SALES ORDER		Form_Current()	120908:11:48	18991230:0:00	0	1	ATLA20:ATLAS ENGINEER			110149	0
GO Business	INISTR	2012-09-08 11:52:00	OPENED FORM		frmSalesOrder	120908:11:48	18991230:0:00	0	1				0	0
GO Business	INISTR	2012-09-08 11:51:11	OPENED FORM		ter_WYYSWYG	120908:11:48	18991230:0:00	0	1				0	0
GO Business	INISTR	2012-09-08 11:51:08	EDITED SALES ORDER		bar_Handling()	120908:11:48	18991230:0:00	0	1	ATLA20:ATLAS ENGINEER			110149	0



| Smarter | Quicker | Different |

Enterprise Software

Tailored Solutions

BECAUSE ONE SIZE DOESN'T FIT ALL ...

We also offer GO Enterprise clients the ability to incorporate Tailored Solutions and Existing Product Interface capabilities to provide *fit to purpose* solutions ... because we understand that when it comes to enterprise software sometimes, "one size doesn't fit all."

Some of our past GO Tailored Solutions for clients include:

- ✓ Pipe Industry specific inventory management and item classification enhancements
- ✓ Custom design of a Trucking Connote/ Delivery System
- ✓ Utilities Subcontractor Job Management System
- ✓ Pipe Inspection & Maintenance application for mining and manufacturing plant
- ✓ Tailored Sales and Marketing Tools for specialist engineering supplies company
- ✓ Integrated Apparel Management and Specialised Client Handling Applications for Uniform Manufacturer
- ✓ Ticketing Manifest System managing multiple vessels and routes
- ✓ Touch screen sales application for hospitality
- ✓ Point of Sale Module for retail industry



With the added flexibility and functionality provided by GO Tailored Solutions and Product Interface services, our clients benefit from the ability to obtain the right solution for their circumstances.

To discuss your unique requirements, contact us for an obligation free assessment.



Source Code Access Option

ULTIMATE FREEDOM, FLEXIBILITY AND CONTROL IF YOU WANT IT

THE **TOTALLY FREE** MUTUAL BENEFITS SOURCE CODE LICENCE

For **NO** additional cost ... under this licencing model, registered clients can access the GO Enterprise Suite source code for all core modules, online or on premise, free of all charges, to make whatever changes, enhancements or modifications they want to *their own unique* version of GO Enterprise. (Conditions apply)

All changes made to source code under this free licence *may* also be used to mutually benefit all other GO Enterprise clients via new features incorporated into future versions of the source code at the complete discretion of the GO Development Team. That's why it's free.

THE **TOTALLY EXCLUSIVE** SOVEREIGN SOURCE CODE LICENCE

Alternatively, for a nominal fee, under this licencing model, clients will be granted access to their very own unique and exclusive copy of the complete GO Enterprise Suite source code, on cloud or on premise, to make whatever changes, enhancements or modifications they wish. (Conditions apply)

All changes made to source code under this licence *are exclusive to individual clients*. Access to such source code is prohibited to all other clients.

Providing customers access to their own version of the GO Enterprise Suite source code under both licencing models, customers can do everything their own special way, **PLUS** take advantage of the latest changes and enhancements made by the GO Development Team.

Training in source code management and modification is available on a fee-for-service basis for both source code licence editions.

To find out more call GO Business on +61 (08) 9328 1008, or email info@gobusiness.net.au .



GO Pricing

Simple, Transparent, Affordable Pricing

For only **\$4.99** (+gst) per user per day fully optioned

What does fully optioned mean?

- You receive **ALL** GO Software modules as featured in this brochure, plus
- You get **ALL** future software upgrades including any new features, new versions and new modules, plus
- Disaster Recovery Back Up as well as 24/7/365 access anywhere, anytime
- You also get access to the source code if required (see page 26 for details)

This means that there are ...

- **No** more modules to buy
- **No** Upgrades to pay for
- **No** Inbuilt obsolescence
- **No** more unknown hidden costs

✓ **In other words, you get everything, for one low cost of only \$4.99**

Also Available ... (Pricing on Request):

- MS Office & Exchange Software plus Integration with GO Enterprise Software
- On premise server deployment available on request
- Data Take-up, Data Conversion, Implementation, Training and Ongoing Support is priced on a simple, transparent time and materials basis ... you choose as much or as little as you need.

(Price valid at the time of printing and may be subject to change)

On-Cloud

Clients can free themselves from the time-consuming and expensive acquisition, operation and maintenance of IT infrastructure. This cost-effective deployment method provides customers with real benefits, including, more time and money to run their businesses and fewer headaches.

On Cloud deployment saves customers the time and effort required to do... backups, disaster recovery, database synchronization, software upgrades and more, ALL without compromising customers':

- ✓ Control over how they operate their company
- ✓ Data security and protection
- ✓ Continuity of operation, 24/7 with worldwide access.

Why GO Business?

We understand that organizations want more performance, more results, more information in less time, using less resources than ever before. The demands of modern business now require software solutions which are different to the traditional systems of the past.

Designed by experienced business & accounting people with real world business in mind, the GO Enterprise Suite offers a fresh approach to business software.

Smarter Business Software Think outside the box ...



Smarter

- Full integration provides information at your finger-tips, not 4, 5 or more clicks away.
- Practicality and usability, empowers users to do their work simply and easily.
- In built, form by form, help and product support functions.
- Your choice of form profile ... choose from "WYSIWYG" quick forms, data rich GO detailed view or GO Streamlined view.
- Scalability, delivering power to manage business, from 1 to 1000's of users.
- Advanced security, delivers maximum data protection and access control.
- Multi Everything- Company, Location, User, Currency, Language and available in a number of deployment options to suit your organization.

Quicker

- Quicker start-up & implementation saves you time and gets you going faster.
- Easy to learn GO "one form" structure, means quicker system training.
- Access information with fewer clicks, fewer forms = less time wasted.
- Fast data processing and printing, because you shouldn't have to wait.
- Agile navigation with direct linked functions and data, system wide.
- No down-time. End of period statement, journals & roll overs processed "live" while the system remains fully operational.
- GO speeds-up performance across your organization, because time is money.


Different

- Unique software design, architected from a holistic point of view.
- Built on state of the art Microsoft technology powerful, compatible and robust.
- Tailored solutions fit to purpose because "one size doesn't fit all".
- Innovative integration of documents, emails and messaging, so information is retained and centralized within the organization.
- Leading edge activity logging and security facilities to safeguard your organizational data.
- Complete and fully optioned with all future upgrades and new modules included so you get more software for your dollars.
- Experienced Sales, Service and Support teams, who speak your language and listen so that you get the solution you want.



Speed matters ...
Accelerate your competitive
advantage with GO

A paradigm shift in enterprise software
Experience the difference!



GO Business Australia Pty Ltd

81 Edward Street, Perth WA 6000
Phone: 1800 GOBUSINESS
(1800 462 874)
or +61 (08) 9328 1008
Email: info@gobusiness.net.au
www.gobusiness.net.au